



TheraGlow Mask2Go+

ADVANCED RED LIGHT
FACIAL MASK



**BEST
PRACTICES**

Light-Powered Beauty,
Redefined.



Table of Contents

Thank you and Welcome!	1	FAQ & Tips	11
Congratulations	2	Warranty	12
What's In The Box	3	Contact	13
Setup Guide	4		
Controller Operation	5		
Features	6		
Light Therapy Modes and Benefits	7		
Hints & Tips	8		
Precautions	9		
Specs	10		

Clean Manufacture

Our materials have been specially selected and tested to assure they are free of any toxins and 3rd-party tested to meet the highest international standards for bio-compatibility. T-Vibe holograms integration protect against eletro magnetic fields.

Special Materials

We have dedicated extensive time and care to sourcing premium materials to create the TheraGlow Mask2Go+. This innovative mask combines advanced LED technology with a skin-safe, lightweight design to deliver professional-grade skincare results right at home.




Thank you & Welcome!

● Whether this is your first Therasage product or the next addition to your health collection, thank you for choosing us in your journey to better health and well-being!

Therasage began from our personal journey to help our daughter manage, and eventually overcome her symptoms from Chronic Lyme Disease. With all of the challenges of our current healthcare approaches, it is our vision that each of us takes more responsibility for our health needs by incorporating a positive, natural, healthful daily regimen. We can make a positive statement toward better health using healing technology.

Therasage's mission is to deliver the best and the most advanced devices and applications in the natural personal health space. We hope that many of our FDA-listed rating, coupled with our commitment to corporate responsibility, integrity, and the environment makes us a worthy partner in your journey toward optimal health. Welcome!



TheraGlow Mask2Go+

ADVANCED RED LIGHT FACIAL MASK

Congratulations on purchasing the TheraGlow Mask2Go+ to elevate your skincare routine and overall well-being!

At Therasage, we are proud to be recognized as global leaders in cutting-edge health and wellness technologies. Our dedication to innovation drives us to create advanced, complementary solutions that enhance natural healing and promote healthier, more radiant living.

The TheraGlow Mask2Go+ is designed to deliver professional-grade results with ease. Featuring three advanced light settings—red/infrared, blue, and yellow—this upgraded mask helps minimize fine lines, reduce acne breakouts, diminish dark spots, and even skin tone. With its feather light design, waterproof rating, and close-contour fit that doesn't touch the skin, this mask offers a comfortable, hygienic, and highly effective self-care solution.

By integrating the Mask2Go+ into your skincare ritual, you can enjoy benefits such as stimulated collagen production, reduced redness and inflammation, improved circulation, and a smoother, more youthful complexion. Designed for daily use, the Mask2Go+ supports visible improvements in skin tone and texture with just minutes a day.

Make the Mask2Go+ an essential part of your beauty routine and discover the Therasage difference—where science, technology, and self-care merge to create truly transformative results.

“The Mask2Go+ feels so light and comfortable, I barely notice I’m wearing it. After just a few weeks, my skin looks smoother and my fine lines are fading.”
– Sophia

“I love how easy it is to use. My breakouts have noticeably reduced while my skin tone looks brighter.”
– Ava

This reference guide is designed to help you get the most out of your TheraGlow Mask2Go+. Our approach ensures a gentle transition for your body, creating a healthy foundation for long-term wellness and revitalized skin.

****We are NOT offering medical advice**--these are merely guidelines.





TheraGlow Mask2Go+

Your package includes:

- 1 x TheraGlow Mask2Go+
- 1 x Controller
- 1 x Adjustable Head Strap
- 1 x Type-C Charging Cable
- 1 x User Guide

Please check the contents to ensure everything is included. If any items are missing, contact our customer support team for assistance.

Step 1: Unpack your TheraGlow Mask2Go+ and make sure all parts are accounted for. If you are missing a part, please email us at support@therasage.com or call us at 1-888-416-4441.

Step 2: Read These Pages:

- Precautions: MUST READ
- Hints and Tips: Important Before First Use

Step 3: Charge Before First Use:

- Connect the **Type-C side** of the charging cable to the **top of the controller**.
 - Insert the **USB side** into a **wall adapter** (not included), then plug it into a wall outlet.
 - Allow the device to fully charge before first use. Disconnect once charging is complete.
- ⚠ Important:** Use only the provided charging cable. Other cables may cause malfunction.

Step 4: Assemble the Mask:

- Attach the controller to the mask by connecting the **Type-C side** of the charging cable to the **bottom of the mask** and the **USB side** to the **bottom of the controller**.
- Adjust the head strap to fit comfortably.

Step 5: Cleanse Your Face:

- Wash and dry your face thoroughly before each session.
- Avoid applying photosensitive, brightening, or retinol-based skincare products before use.

Step 6: Power On:

- Press and hold the **Power button** on the controller for 3 seconds.
- The display will light up, indicating the device is ready for use.

Step 7: Select Your Light Mode: Short press the **Mode button** to switch between:

- **Red & Infrared Light (630–850 nm)** – Collagen production, wrinkle reduction, skin rejuvenation.
- **Blue Light (415 nm)** – Acne treatment, oil regulation, clearer complexion.
- **Yellow Light (590 nm)** – Brightening, even skin tone, reduces redness.

Step 8: Adjust Intensity: Short press the **Power button** to choose between **Low, Medium, or High** intensity levels.

Step 9: Set Your Timer:

- Long press the **Mode button** to cycle through time options: **10, 15, 20, or 30 minutes**.
- The mask will automatically power off after the selected session ends.

Step 10: Enjoy Your Session:

- Sit back, relax, or continue light activities while wearing the mask.
- After the session, clean the mask with a soft, damp cloth and store in a dry, dust-free area.

Recommended Use: Use the mask 3–5 times per week for 4 consecutive weeks to complete one treatment cycle.

Controller Operation

Time Display

- The device displays time in a countdown format based on the selected duration.
- Once the countdown reaches 0, the mask will automatically shut off.

Brightness Level/Battery Mode Display

- When powered on, the battery level is displayed for 3 seconds:
 - **1 light on:** 30% battery power.
 - **2 lights on:** 60% battery power.
 - **3 lights on:** 100% battery power.
- After 3 seconds, the brightness level will be displayed.
- **Low Battery Warning:** If the light flashes, the battery is low and needs to be charged.

Mode Display

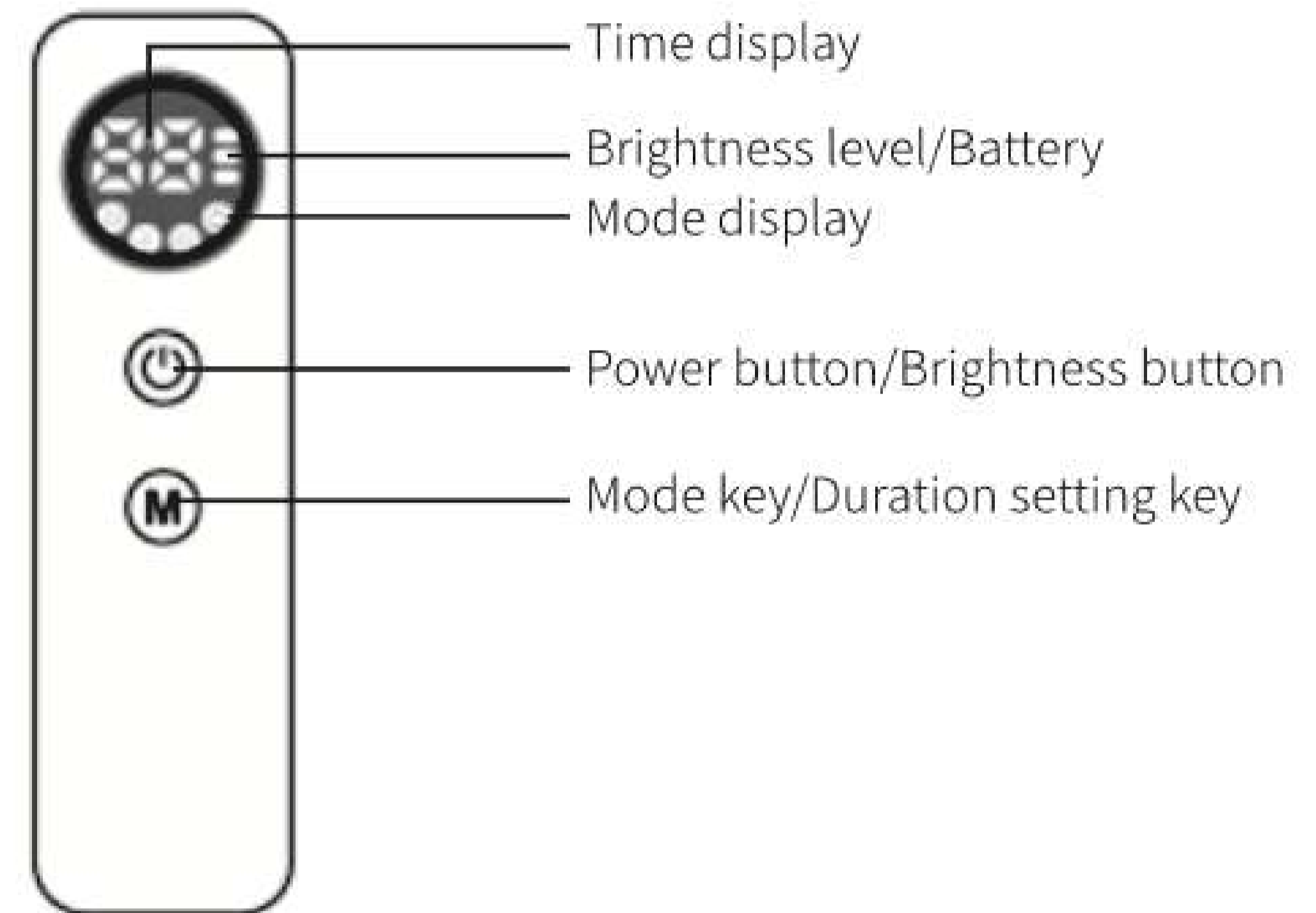
- The mask features 4 light therapy modes, indicated by the corresponding indicator light:
 - **Mode 1 (Red Light):** First indicator light is on.
 - **Mode 2 (Blue Light):** Second indicator light is on.
 - **Mode 3 (Yellow Light):** Third indicator light is on.

Power Button/Brightness Button

- **Turn On/Off:** Long press the power button to turn the device on or off.
- **Adjust Brightness:** Short press the power button to toggle through three brightness levels.
 - **1 light on:** Low Brightness
 - **2 lights on:** Medium Brightness
 - **3 lights on:** High Brightness

Mode Key/Duration Setting Key

- **Switch Modes:** Short press the mode button to cycle through the 3 light therapy modes: **Red, Blue, and Yellow.**
- **Set Duration:** Long press the mode button to adjust the session time. Available options are:
 - 10 minutes (default)
 - 15 minutes
 - 20 minutes
 - 30 minutes




Features Advanced Light Therapy. Next-Level Skincare.



The TheraGlow Mask2Go+ is an upgraded, professional-grade light therapy mask designed to deliver targeted skincare results with convenience and comfort. Engineered with lightweight construction, powerful LED technology, and user-friendly design, it offers clinical-level benefits from the comfort of your home.

- **High-Density LED Matrix:** Built with 216 medical-grade LED beads, delivering even coverage across the entire face. This ensures consistent photon energy delivery to every treatment area for optimal absorption and visible results.
- **Triple Wavelength Integration:** Combines Red & Infrared (630–850nm), Blue (415nm), and Yellow (590nm) light to target collagen production, acne bacteria, hyperpigmentation, and inflammation—addressing multiple skin concerns simultaneously.
- **Bio-Photon Efficiency:** Each wavelength is calibrated to penetrate at precise skin depths (surface, dermal, and subdermal layers), maximizing mitochondrial stimulation, ATP production, and cellular repair. revitalized skin. With consistent use, you'll notice a glowing complexion and reduced signs of damage.
- **Adjustable Intensity Levels:** Offers 3 energy settings (low, medium, high), allowing personalized treatments based on sensitivity, tolerance, and skin condition.
- **Optimized Treatment Durations:** Built-in 10, 15, 20, and 30 minute timer options align with clinical research on safe and effective LED exposure, automatically shutting off for consistent results and safety.
- **Non-Contact Ergonomic Fit:** Designed to hover just above the skin rather than press against it, improving airflow, reducing irritation, and enabling maximum light distribution without physical pressure.
- **Lightweight & Portable:** At only 3.28 ounces, it's one of the lightest full-face therapy mask available—engineered for comfort, long-term wearability, and seamless integration into daily routines.



Light Therapy Modes and Benefits



The TheraGlow Mask2Go+ features three advanced light therapy modes, each offering unique, science-backed benefits to target specific skin concerns.

Red & Infrared Light Therapy (630–850nm)

- Stimulates collagen and elastin production to reduce fine lines and wrinkles
- Improves skin elasticity, restoring firmness and smoothness
- Boosts microcirculation and oxygen delivery for skin renewal
- Accelerates wound healing and cellular repair
- Enhances overall tone, texture, and youthful radiance

Blue Light Therapy (415nm)

- Targets and eliminates acne-causing bacteria to prevent breakouts
- Balances oil production to reduce shine and clogged pores
- Calms redness and inflammation from acne or irritation
- Helps fade acne scars and blemishes over time
- Supports clearer, healthier-looking skin

Yellow Light Therapy (590nm)

- Reduces redness, irritation, and pigmentation for a brighter complexion
- Stimulates lymphatic drainage to support detoxification
- Improves circulation to deliver nutrients and oxygen to the skin
- Minimizes dark spots and evens out skin tone
- Promotes skin recovery, leaving it calm, balanced, and refreshed



Hints and Tips:

Regular use of your TheraGlow Mask2Go+

- **Before Use:**
 - Cleanse your face thoroughly and ensure it is dry before use.
 - Remove any makeup or skincare products containing photosensitive or brightening ingredients (e.g., retinol, AHA, or vitamin C serums) as they may interfere with LED therapy.
 - Adjust the head strap so the mask fits comfortably and sits close to your face.
- **Monitor Your Skin Reaction:**
 - After use, mild redness is a normal reaction and should subside within 1–2 hours.
 - If you experience burning or significant discomfort during use, stop immediately and consult a healthcare professional if necessary.
- **After Your Session:**
 - Gently wipe the inside of the mask with a soft, damp cloth.
 - For a deeper clean, you may rinse with water but avoid submerging the controller or charging port.
 - Dry thoroughly before storage.
- **Care & Storage:**
 - Store in a cool, dry place away from direct sunlight and humidity.
 - Avoid bending or folding the mask excessively to preserve the LED array.
 - Keep the charging cable and controller away from heat sources.



Important Before First Use

Follow these steps to perform a light sensitivity test:

1. Place the mask on your arm and turn it on for 10 minutes.
2. Observe your skin for any redness or itching.
 - If you experience redness or itchiness, it may indicate photosensitive skin.
 - If redness lasts more than 2 hours, discontinue use.

Precautions: MUST READ



Usage Guidelines

- Start using TheraGlow Mask2Go+ as directed in the setup guide. Ensure proper setup and adjustments for optimal comfort and performance.
- To ensure longevity of your mask, use a soft towel or damp cloth to gently clean the silicone surface after each use. Avoid harsh cleaners, aerosols, or corrosive materials.
- Do not tamper with, repair, or modify the device. This product contains no user-serviceable parts.

Who Should Avoid Using This Product

The **TheraGlow Mask2Go+** is not recommended for:

- Individuals who are pregnant or lactating.
- Those with photosensitivity or taking medications that may cause photosensitivity.
- Individuals with genetic eye or skin conditions, such as lupus erythematosus, photosensitive eczema, albinism, or severe chloasma.
- Children – this product is **not intended for use by children**.

Charging Guidelines

- This device contains a lithium-ion battery and should not be used while charging.
- The brightness control indicator will flash during charging. When all three brightness indicators light up and stop flashing, the device is fully charged and ready for use.
- Only use the included Type-C charging cable. Using other cables may prevent proper operation.
- Keep the charger and charging port away from water and moisture at all times.

Safety Warnings

- Do not drop the charger into water or other liquids. If it falls in, unplug immediately.
- Never force the plug into an outlet. Discontinue use if the plug does not fit easily.
- Do not use this product if any parts are damaged or appear malfunctioning.
- Avoid subjecting the device to excessive force, impact, or bending that could damage its structure.
- Keep the Type-C charging cable away from heated surfaces.

Contact Us for Support

For further guidance on achieving the best results or if you encounter any issues, contact our Therasage Support Team by emailing us at support@therasage.com.

The TheraGlow Mask2Go+ is designed with safety and wellness in mind. Follow these precautions to enjoy its full benefits and ensure long-lasting performance.

Category	TheraGlow Mask2Go+
Light Modes	Red & Infrared (630–850nm), Blue (415nm), Yellow (590nm)
LEDs	54 four-in-one diodes (216 light beads total)
Weight	0.2 lbs (93 g, ultra-lightweight)
Dimensions	8.3 in (W) × 8.3 in (L) × 6.3 in (H)
Working Power	4.7W
Battery	2600mAh rechargeable lithium-ion
Charging Parameters	DC 5V, 1A (Type-C cable included)
Material	Medical-grade liquid silicone + ABS plastic (skin-safe, non-toxic)
In the Box	TheraGlow Mask2Go+, Controller, Adjustable Head Strap, Type-C Charging Cable, User Guide

FAQs and Tips



FAQ's

How often should I use the mask?	We recommend to use the TheraGlow Mask2Go+ 3–5 times per week for 4 consecutive weeks to complete one treatment cycle.
Is the TheraGlow Mask2Go+ safe for daily use?	Yes, when used as directed. The device is non-invasive, uses no UV light, and is made with medical-grade silicone.
Can I wear skincare products while using the mask?	Yes, you can apply skincare products under the TheraGlow Mask2Go+. For best results, use gentle, hydrating formulas. Avoid products that may react negatively with light exposure—such as retinol, acids, or other photosensitive ingredients—as they may cause irritation when combined with LED therapy.
How do I clean the mask after use?	Wipe gently with a soft, damp cloth or rinse carefully under water. Avoid abrasive cleaners and ensure the charging port stays dry.



Tips

Start Clean: Always cleanse your face and dry thoroughly before each session. This ensures maximum light penetration.
Stay Consistent: Use daily or several times a week for best results—most users see improvements within 4–6 weeks.
Hydrate Well: Drink water before and after sessions to support detoxification and skin health.
Moisturize After: Apply a nourishing moisturizer or serum following each treatment to lock in hydration and amplify results.
Gentle Storage: Store your mask in a cool, dry place away from direct sunlight to maintain its integrity and performance.

Warranty

1. WHAT THIS LIMITED WARRANTY COVERS AND HOW LONG

This Product includes the product itself, and, unless specifically excluded below, all material, parts, and components related to functionality. This Limited Warranty applies only when all of these parts are genuine Therasage™ components. Cosmetic components are not covered by this Limited Warranty.

a) COVERAGE

Subject to the limitations and exclusions below, and for the duration of the applicable Warranty Period, Therasage™, and any of its affiliates, ("Seller") warrants that the Product's components will be free from material and functional non-conformities in material and workmanship under normal and reasonable consumer conditions.

b) WARRANTY PERIOD

For the one year period of this Warranty, Therasage™, at its discretion, will repair or replace any defective part, component, mechanism, or material. This warranty coverage shall include all defective parts, but shall exclude all labor charges. The Warranty Period shall commence upon purchase of the product by the end-user consumer from an authorized dealer. Each consumer is urged to register the Product through the Warranty Registration Form attached hereto. This Limited Warranty is not transferable. This Warranty can only commence once proof of purchase (or gift) is provided.

2. WHAT THIS LIMITED WARRANTY DOES NOT COVER

a) GENERALLY This Limited Warranty does not include non-conformities or damages attributable to or arising from: • Minor scratches or minor visual imperfections • Negligence; improper use, installation, finishing, maintenance operation inconsistent with Seller's recommendations and written instructions that are generally available in Seller's Product Manual as updated by bulletins or other written communications or on Seller's Worldwide website www.therasage.com • Improper storage, including inadequate shelter or inadequate venting of shipping wrap in humid locations • Misapplication of, commercial use, or use other than generally intended • Normal wear and tear • extraordinary force majeure.

b) CERTAIN CONDITIONS This Limited Warranty does not guarantee health claims. Further, this Limited Warranty does not cover damage attributable to or caused by acts of God that include, but are not limited to, power surges, stresses, fire and other conditions that exceed Product designs. Seller is not responsible for claims or damages caused by water or condensation infiltration.

3. THIS LIMITED WARRANTY'S EXCLUSIVE REMEDY

If The Product or any components fail to meet this Limited Warranty, Seller's sole obligation is to either (as Seller elects): a) repair the component (color matching not guaranteed); or b) provide replacement components to the Warranty Holder or the Seller's dealer designated (color matching not guaranteed); or c) refund the Warranty Holder's purchase price (the lesser of the original Product/ component purchase price or the original catalog list price). Repaired or replaced components are warranted only on the same terms and for the remainder of the Warranty Period. Seller reserves the right to discontinue or change any Product. If the Product or component is not available, Seller may select and provide a replacement Product or component of equal quality and price. This is the Warranty Holder 's sole and exclusive remedy for the Product under this Limited Warranty. By example but not limitation, this Limited Warranty does not cover the following costs and expenses: (i) labor; (ii)shipping/ freight expenses to return the Product to Seller, or Seller's designated service center; (iii) normal maintenance; or (iv) consequential, special, or indirect losses or damages of any kind.

4. DISCLAIMER OF WARRANTIES

THIS LIMITED WARRANTY IS IN LIEU OF AND EXCLUDES ALL OTHER WARRANTIES NOT EXPRESSLY SET FORTH HEREIN, EXPRESSED OR IMPLIED BY OPERATION OF LAW OR OTHERWISE, INCLUDING BUT NOT LIMITED TO ANY IMPLIED WARRANTIES OF MERCHANTABILITY OR FITNESS FOR A PARTICULAR PURPOSE. TO THE EXTENT THAT ANY IMPLIED WARRANTIES MAY NONETHELESS EXIST BY OPERATION OF LAW, SUCH WARRANTIES ARE LIMITED TO THE DURATION PROVIDED BY LAW. SOME STATES DO NOT ALLOW LIMITATIONS ON HOW LONG AN IMPLIED WARRANTY LASTS, SO THE ABOVE LIMITATIONS MAY NOT APPLY. SELLER DOES NOT AUTHORIZE ANYONE TO CREATE FOR IT ANY OBLIGATION OR LIABILITY IN CONNECTION WITH PRODUCTS.

5. LIMITATION OF LIABILITY

SELLER'S SOLE LIABILITY UNDER THIS LIMITED WARRANTY IS REPLACEMENT, REPAIR, OR REFUND OF THE PURCHASE PRICE AS SET FORTH ABOVE. IN NO EVENT WILL SELLER BE LIABLE FOR INCIDENTAL, CONSEQUENTIAL, INDIRECT, SPECIAL, OR PUNITIVE DAMAGES INCLUDING, BUT NOT LIMITED TO, DAMAGE OF ANY KIND TO A PREMISES, LOSS OF PRODUCT USE, LABOR, LOST PROFITS/REVENUE, INTEREST, LOST GOODWILL, WORK STOPPAGE, IMPAIRMENT OF OTHER GOODS OR WORK, INCREASED OPERATING EXPENSES, EMOTIONAL DISTRESS CLAIMS, LOSS OF CONSORT CLAIMS, OR CLAIMS OF THIRD PARTIES FOR SUCH DAMAGES, WHETHER BASED ON CONTRACT, WARRANTY, TORT (INCLUDING, BUT NOT LIMITED TO, STRICT LIABILITY OR NEGLIGENCE) OR OTHERWISE, EVEN IF ADVISED OF THE POSSIBILITY OF SUCH DAMAGES. SOME STATES DO NOT ALLOW THE EXCLUSION OR LIMITATION OF INCIDENTAL OR CONSEQUENTIAL DAMAGES, SO THE ABOVE LIMITATION OR EXCLUSION MAY NOT APPLY. THIS LIMITED WARRANTY PROVIDES SPECIFIC LEGAL RIGHTS BUT WARRANTY HOLDER MAY HAVE OTHER RIGHTS WHICH VARY FROM STATE TO STATE. IF THIS LIMITED WARRANTY IS DEEMED TO HAVE FAILED OF ITS ESSENTIAL PURPOSE, IN NO EVENT WILL SELLER'S ENTIRE LIABILITY EXCEED THE LESSER OF THE PRODUCT'S OR THE NON-CONFORMING COMPONENT'S PURCHASE PRICE.

Warranty Registration

Did you purchase from us?

If you ordered your products through the Therasage Online store, your products are *automagically* registered for warranty. We all thank you for your patronage!

Did you purchase from a third party?

If purchased from a third party, in order to maximize and benefit from our Limited Warranty, don't worry we still have you covered.

Claims

Claims must be initiated during the Warranty Period. To initiate a claim, please contact Therasage™

Attn: Customer Service
10050 Remmet Ave
Chatsworth, California 91311
or by writing technicalsupport@therasage.com.

The claimant will be required to provide proof of purchase and the date of Product purchase (unless the Product was registered at the time of purchase) and may be required to return the Product or component to the Seller (at the Claimant's expense).



Product Related Support Email: support@therasage.com

For Health Related Questions, Email: support@theraoptimalhealth.com

Phone: 888.416.4441

Website  www.therasage.com

YouTube  Therasage

Instagram  Therasageinfrared

Facebook  Therasage

TikTok  Therasage

 CONTACT